



Ministry of Education, Youth and Sport



# Grade 4 Workbook

Provided from the Ministry of Education, Youth and Sport



**For Every Child an  
Education partnership  
with The CCDO**



**Simply Skilled Workbooks**

## Advisory Team

Ms. Carol Duster  
Ms. Ksenija  
Olmer

Education Adviser  
Vice-President

## Managing Team

Mr. HOY Leangseng  
Mr. SOK Sitha

Executive Director  
Project Manager/ Teacher Trainer

## Designing Team

Mr. ROM Veasna  
Ms. NORM Sombon  
Mr. SEAN Kosal  
Mr. CHAN Tour  
Mr. CHORK  
Choeurm

Teacher of English  
Teacher of English  
Computer Teacher  
Digital Literacy Trainer  
English Teacher Trainer

## Updating (Simply Skilled Team)

Anna Takai  
Aashritha Sayyaparaju

Founder of For every child an education  
Workbook Creator

**This workbook has been  
made possible by:**



For Every  
Child an  
Education



Cambodian  
Community Dream  
Organization



Ministry of  
Education Youth  
and Sport

## Preface

In 2007 the Cambodian Community Dream Organization (CCDO), Inc. was founded by Jenni Lipa with the goal of providing access to clean water in rural villages around Siem Reap. After the success of her first water well, she quickly realized that children hold the key to the country's future. She believed that they deserved clean drinking water but also better nutrition, improved health, and most importantly an effective education. Jenni spearheaded many new programs and initiatives and eventually registered CCDO, Inc. as a US-based 501© (3)tax-exemptcharity(NGO) in February 2009. The CCDO launched its first English Literacy Training Project with primary school teachers in the Angkor Thom district in 2018 and phased out in 2020. In 2021, we extended the English Literacy Training Project to the Prasat Bakong district and to the Provincial Teacher Training College in Siem Reap. And the projects will phase out in 2023. In early 2022, we launched the project in another province, Battambang, at the Battambang Teacher Education College. We have found two things that need to be supported and helped. The first remarked thing is some inactive of English teaching classes. Teachers applied the same teaching methodologies and techniques of Khmer classes into their English classroom. Students do not learn the lessons well as they are not familiar with English language. The second remarked thing is the lacking of teaching materials. Students have only class books as their studying materials. Thus, they do not have enough studying materials for more practice and self-discipline.

ENRICHING CHILDHOODS, IMPROVING LIVES





## Preface

For Every Child an Education is an international youth organization created in 2022, by Anna Takai, a high school student, living in Japan. She is an SDGs enthusiast who is determined to enlighten the next generation of children in Cambodia. Through her experience teaching English in Cambodia when she was 12 years old, she noticed educational discrepancies experienced by many around the world. As she founded For Every Child an Education, she brings together many education enthusiasts from around the world to contribute to the betterment of the education in Cambodia, especially to lower school dropout rates and increased enrollment rates of elementary school students in rural Cambodia.

From her partnership with the CCDO, her Simply Skilled Workbooks have been donated to over 500 teacher trainees in various institutions, including the Provincial Teacher Training College (PTTC) in Siem Reap Province, the Battambang Teacher Education College (BTEC) in Battambang Province, the Provincial Office of Education (POE), and the District Office of Education (DOE).

Her continuous work with updating the Cambodian government workbooks will assist children who are at risk of dropping out. She is determined to create change and hopes to inspire more children in the future.

For Every Child an Education: <https://foreverychildaneducation.org/>





# TABLE OF CONTENTS

UNIT 1: GREETING 1

LESSON 1: HELLO 1

LESSON 2: MY NAME IS 4

LESSON 3: HOW OLD ARE YOU? 6

LESSON 4: REVIEW 8

UNIT 2: THINGS 10

LESSON 1: WHAT IS THIS? 10

LESSON 2: IS THIS A PEN? 12

LESSON 3: IS THIS A CAKE? 14

LESSON 4: REVIEW 16

UNIT 3: ANIMALS 18

LESSON 1: THIS IS A CAT. 18

LESSON 2: IS THIS A CAT? 20

LESSON 3: IS THIS YOUR ...? 22

LESSON 4: REVIEW 24

UNIT 4: NATIONALITIES 27

LESSON 1: MY NATIONALITY IS ... 27

LESSON 2: ARE YOU CAMBODIAN? 28

LESSON 3: IS SHE CHINESE? 30

LESSON 4: REVIEW 32

UNIT 5: HOW MANY ...? 34

LESSON 1: THERE IS A ... 34

LESSON 2: THERE ARE ... 36

LESSON 3: HOW MANY ... 38

LESSON 4: REVIEW 40

UNIT 6: JOBS 42

LESSON 1: WHAT ARE YOU? 42

LESSON 2: WHAT IS SHE? 43

LESSON 3: WHAT IS YOUR MOTHER? 45

LESSON 4: REVIEW 47

UNIT 7: FAMILY 48

LESSON 1: SOK'S WIFE 48

LESSON 2: SOK'S CHILDREN 51

LESSON 3: WHAT IS YOUR SISTER? 53

LESSON 4: REVIEW 55

UNIT 8: DAILY ACTIVITIES 57

LESSON 1: AT HOME 57

LESSON 2: IN THE CLASSROOM 59

LESSON 3: AT BREAK TIME 61

LESSON 4: REVIEW 63

APPENDIX

I. ALPHABET FLASHCARDS I 66

II. ALPHABET FLASHCARDS II 73

II. PHONIC CHART 75

IV. CROSSWORD PUZZLE GAMES 76

*Great*



# GRADE 4



MANY OF THE ACTIVITIES  
INVOLVE PARTNER  
WORK! LETS STUDY WITH  
YOUR FRIENDS!

សកម្ម ព្រំ ចំន កំព័ន នឹង រ រ ៃដ៏គួរ  
រ ៃរ ន មួយមិត្ត របស់អ ក ! !




# UNIT 1: LESSON 1

HELLO!

AN ENGLISH GREETING

KHMER:



សូម  
A : LISTEN AND SAY.

A. READ THE SENTENCES AND COMPLETE THE WORDS IN THE BLANKS.

Hello, Rina.

Hello,.....

Hello,Bona.


Hello,.....

Hi, Navy.

Hi,.....

Hi, San.

Hi,.....



ABCD!

ABCD!







# UNIT 1: LESSON 1

តើអ្វីដែល ប៉េង មេ យអក រ

WHAT IS SOMETHING THAT STARTS WITH "A"?  
"A"?



# ***UNIT 1:*** ***LESSON 1***

SOMETHING IN YOUR COMMUNITY THAT STARTS WITH "C"

"C" គឺ មួយ ក្នុង សហគមន៍របស់ អ្នក ដែល ប៉ះពាល់ មេ យក រ  
DRAW IT



# UNIT 1: LESSON 2

A : WRITE ABOUT YOU AND YOUR PARTNERNAME:

1 8

Hello!

My name is \_\_\_\_\_.

Hello!


My name is \_\_\_\_\_.



B. TELL YOUR NAME AND COMPLETE WORDS IN THE BLANKS.

NAME

- A: Hello!.....am .....
- B: Hi! My .....
- C: .....I .....
- D: .....

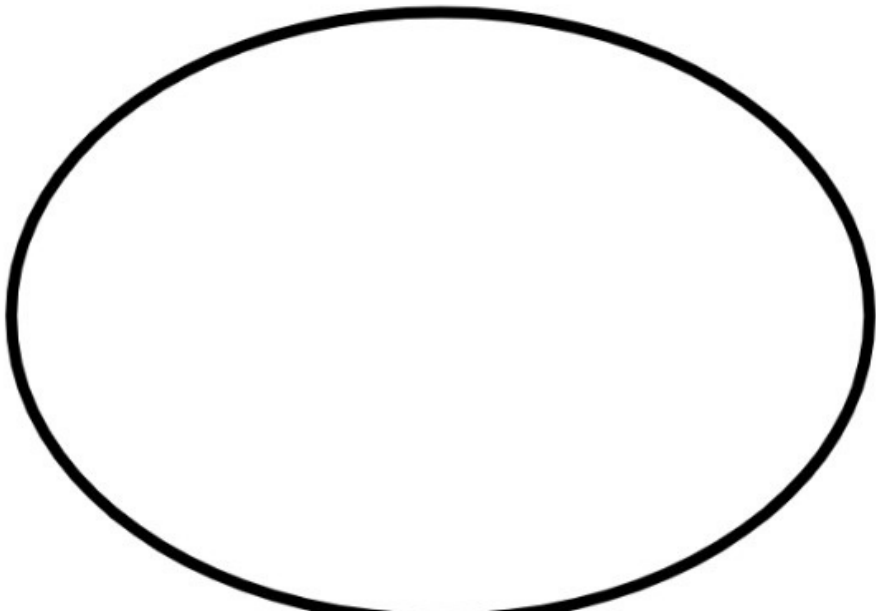


C. READ THE CONVERSATION BETWEEN NAVY AND SAN. DRAW AND WRITE ABOUT YOU.

- Navy: Hi. I am Navy. What is your name?
- San: Hi. My name is San.

.....

.....



# UNIT 1: LESSON 2

## D. WRITE ABOUT YOU AND YOUR PARTNER

A: .....! I am ..... What is your name?

B: Hi!..... . My name is.....

A: Nice to meet you!

B: Nice to meet you, too.



WHAT IS THEIR HOBBY?

តើអ្នក ចំណង់ចំណូលចិត្ត របស់ពួកគេ?

E. SAY THE LETTERS: E.E  
TO H.H.

E	F	G	H
e	f	g	h

INTRODUCE YOUR PARTNER TO YOUR PARENTS


ណែនាំ ដល់គូរបស់អ្នក ក្រៅ ឪពុក យាយរបស់អ្នក។

MY PARTNER'S NAME IS

SHE/HE WAS

PARENTS: ☒ THIS IF  
THE STUDENT  
SHARED

☒ ឪពុក យាយ មាន៖  
បងប្អូនប្អូនស្រី ចក្រវិល





# UNIT 1: LESSON 2

F. LETTER PRACTICE. REWRITE THE LETTER BELOW. SEE THE PICTURE.

▪ E

▪ e

▪ F

▪ f

▪ G

▪ g

▪ H

▪ h



EFGH!



G. PLEASE WRITE 10 TIMES:

EX: *What is your name? My name is* \_\_\_\_\_.

1. What is your name? My \_\_\_\_\_.

2. What \_\_\_\_\_?

3. \_\_\_\_\_?

4. \_\_\_\_\_?

5. \_\_\_\_\_?

6. \_\_\_\_\_?

7. \_\_\_\_\_?

8. \_\_\_\_\_?

9. \_\_\_\_\_?

10. \_\_\_\_\_?

# UNIT 1: LESSON 2

SUMMARIZE

WHAT DID YOU LEARN?

សង្ខេប បង្ហាញ ដល់អ្នក ក៏ នេះ ន

---

---

---

---

QUESTIONS

សំណួរ

You are doing  
**GREAT!**

---

---

---

---

DAY  FINISHED!

# UNIT 1: LESSON 3

AGE:


A. READ THE DIALOGUE

၆၄

HELLO,  
BONA




HELLO, RINA.  
HOW ARE YOU?



I'M FINE,  
THANKS.  
AND  
YOU?



I'M FINE,  
TOO.




B. READ THE DIALOGUE AGAIN THEN COMPLETE  
THE CORRECT WORDS IN THE BLANK.



\_\_\_\_, BONA

HELLO \_\_\_\_\_  
\_\_\_\_ ARE YOU?



\_\_\_\_ I FINE,  
\_\_\_\_ .  
AND YOU?



\_\_\_\_  
TOO.



# UNIT 1: LESSON 3

AGE:

၁၄

C. COUNT FROM ONE TO TEN AND WRITE THE NUMBERS IN WORDS.

1	2	3	4	5	6	7	8	9	10
---	---	---	---	---	---	---	---	---	----



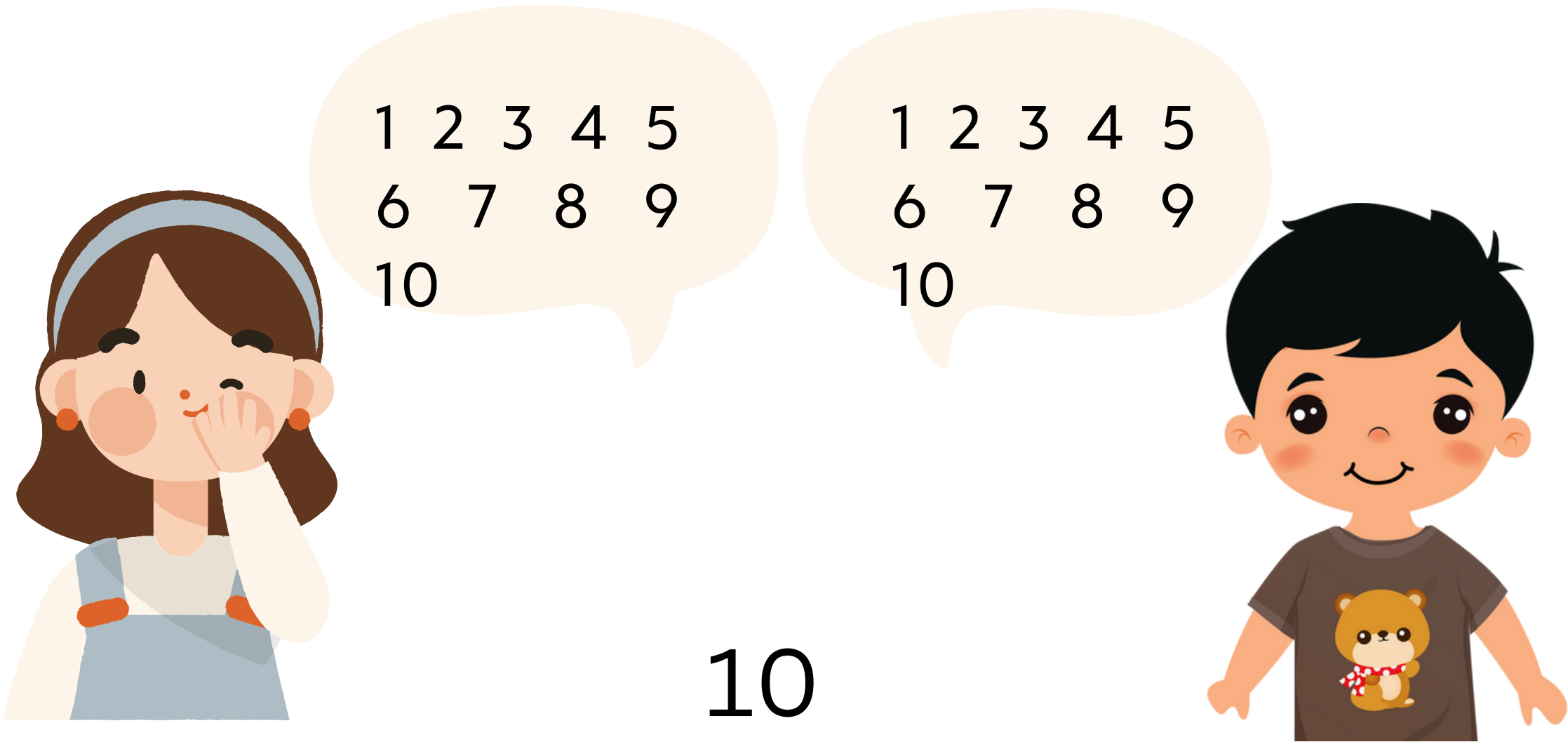

.....

.....

D. WRITE THE MISSING NUMBERS



1		3	
	5		
7		9	





# UNIT 1: LESSON 3

AGE:

យុ


E. LOOK AT THE PICTURE AND WRITE THE DIALOGUE AGAIN.

- o Rina: .....
- o Bona: .....
- o Bona: .....
- o Rina: .....
- o Bona: .....



Rina: Hello, Bona.  
Bona: Hello, Rina.  
Bona: How old are you?  
Rina: I'm nine years old. And you?  
Bona: I'm ten years old.

F. TALK ABOUT YOU WITH YOUR FRIEND. ANSWER THE QUESTION BELOW.



ASK YOUR PARENT HOW OLD HE/SHE IS! (IN ENGLISH)

សួរឪពុក យរបស់អ ក ត យុប៉ុ ន

អង្កេត ស

MY MOTHER/FATHER IS YEARS OLD

THE STUDENT  
ASKED



PARENTS: ☒ THIS IF

11


ឪពុក យ៖ នេះ ១០ ឬ ៧ ស  
សួរ

# UNIT 1: LESSON 3


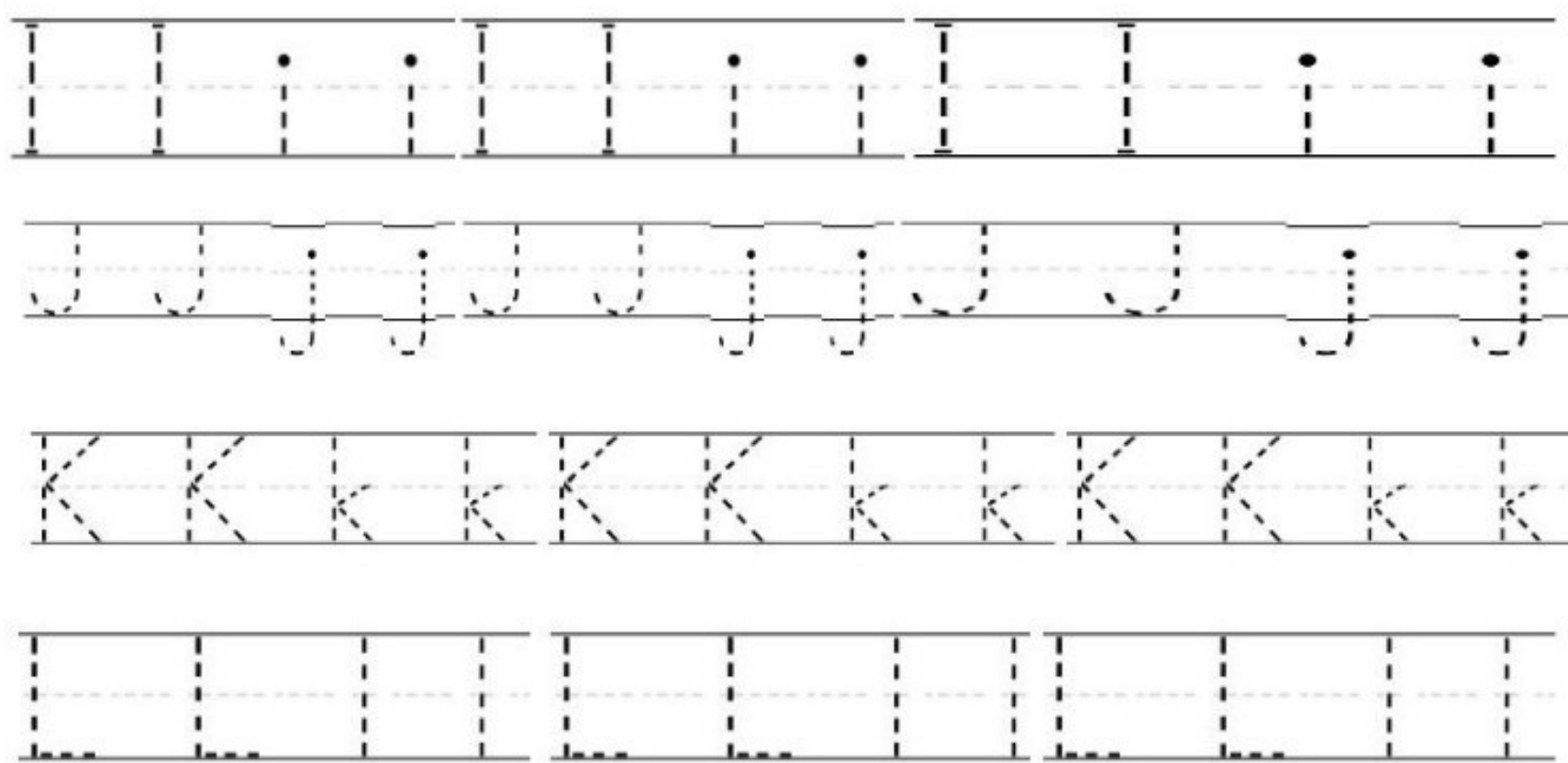
G. THE LETTERS. SAY THE LETTERS FROM I.I TO L.L.



Ii.....Jj....Kk....Ll...



H. LETTERS PRACTICE. WRITE THE LETTERS BELOW.




you → your / I → my	ខ្ញុំ → របស់ខ្ញុំ / ខ្ញុំ → របស់ខ្ញុំ
What is your name?	
Hello, my name is ____.	
Hi, I am ____.	

e	/e/ អ៊ី net /net/
i	/i/ អ៊ី he /hi/



IJKL!

IJKL!






# UNIT 1: LESSON 4

A. COMPLETE FOUR NAMES OF PEOPLE THAT YOU KNOW IN THE BLANK.NAME:

1 8



Hello, .....

Hello, .....

Hi, .....

Hi, .....



B. MAKE FIVE SENTENCES WITH THE (HELLO...) (HI...) (MY NAME...) (I AM...).

.....  
.....

1

.....  
.....

2

.....  
.....

3

.....  
.....

4

.....  
.....

5



# UNIT 1: LESSON 4

NAME:

1 8

C. WRITE ABOUT YOUR FRIEND AND YOURSELF (NAME / AGE).

My name is.....

I am.....

My friend's name  
is.....

He is / She is .....



D. WRITE THE CORRECT LETTERS IN THE BLANK.

A.a , ..... , C.c , ....., E.e , .....  
G.g , ..... , I.i , ....., K.k ,... .....



WHAT IS  
THIS  
NUMBER : 9

\_\_\_\_\_!





# UNIT 1: LESSON 4

NAME:

៤៩

WHAT IS YOUR PARENT'S NAME!

តើឪពុក យរបស់អ្នក ហៅ អ្វី

MY MOTHER/FATHER'S NAME IS

PARENTS: ☒ THIS  
IF THE STUDENT  
ASKED

☒ ឪពុក យៈ នេះ ហៅ ឈ្មោះ អ្វី  
ស្រី

SUMMARIZE WHAT DID YOU LEARN?

តើអ្នក បាន រៀន អ្វី ពី ម៉ែ ឬ ប៉ា អ្នក

---

---

---

---

QUESTIONS

សំណួរ

---

---

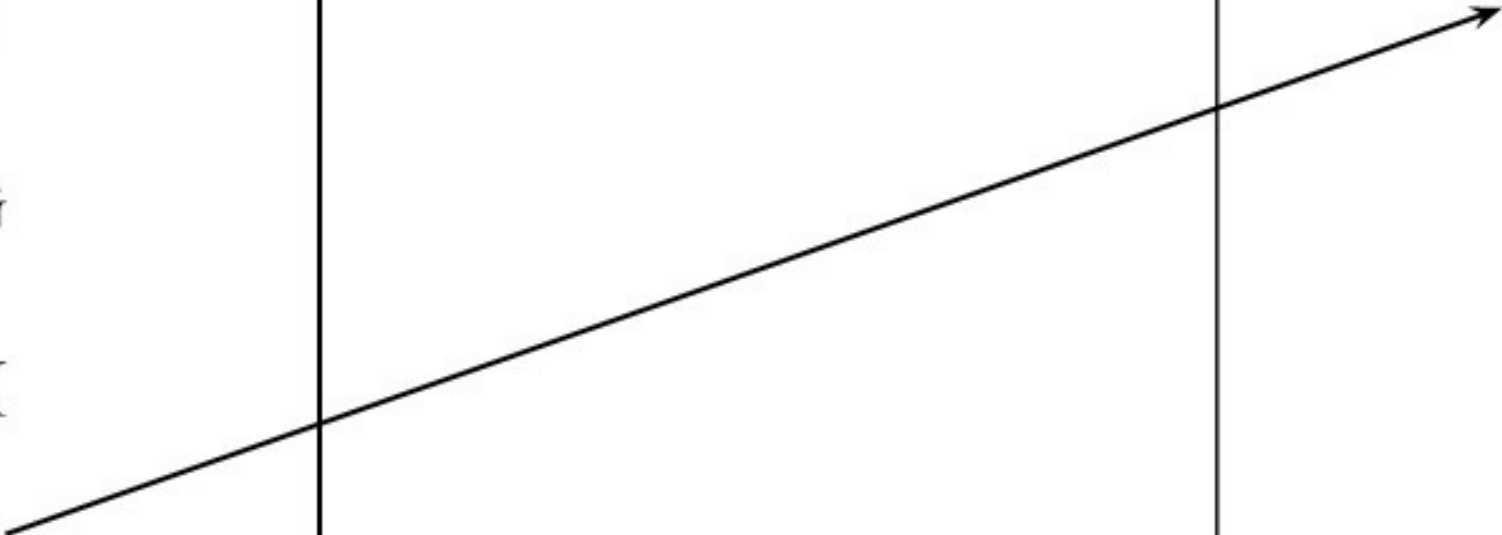
# UNIT 1: LESSON 4

NAME:

E. MATCH THE LETTERS BELOW.

- A  
B  
C  
D  
E  
F  
G  
H  
I  
J  
K  
L  
M  
N  
O  
P

- a  
c  
e  
b  
g  
i  
l  
d  
f  
k  
j  
h  
o  
p  
m  
n



# UNIT 1: LESSON 4

NAME:

៤៩

SUMMARIZE

WHAT DID YOU LEARN?

ស្វែង បង្កើត ដល់ ក នៃ ន

---

---

---

---

QUESTIONS

សំណួរ

---

---

---

---

DAY  FINISHED!



# MINI QUIZ

DRAW SOMETHING THAT STARTS WITH "B"

WHAT WAS YOUR PARTNER'S HOBBY? (ចំណង់ចំណូលចិត្ត)

---

READ AND WRITE THIS:

HI! MY NAME IS . NICE TO MEET YOU!

WRITE A LOWER CASE "A":

---

SAY THE LETTERS: E.E TO H.H.

E	F	G	H
e	f	g	h

# MINI QUIZ

WRITE TWO THINGS ABOUT YOUR FRIEND

សរសេរ ២ ព័ត៌មានអំពីមិត្ត របស់អ្នក ។

---

---

WRITE A SENTENCE WITH "HELLO"

សរសេរ ប្រែ គឺ មួយ ជំហ្លួង បន្ទាប់


---

---

WHAT IS YOUR MOTHER/FATHER NAME

---

SAY THE LETTERS FROM I.i TO L.l.



Ii.....Jj....Kk....Ll...

**For Every Child an  
Education partnership  
with The CCDO**

---

**Simply Skilled Workbooks**

