

PREVIEW  
VERSION

Please contact  
[fecaeeducation@gmail.com](mailto:fecaeeducation@gmail.com)  
for more

FECAE & Language goat collab

Grade 3

Music Theory

S



# COMPLEX NOTES



semiquaver

semiquaver  
rest




x2



x4





x8




demisemiquaver


demisemiquaver  
rest




x2



x4



x8

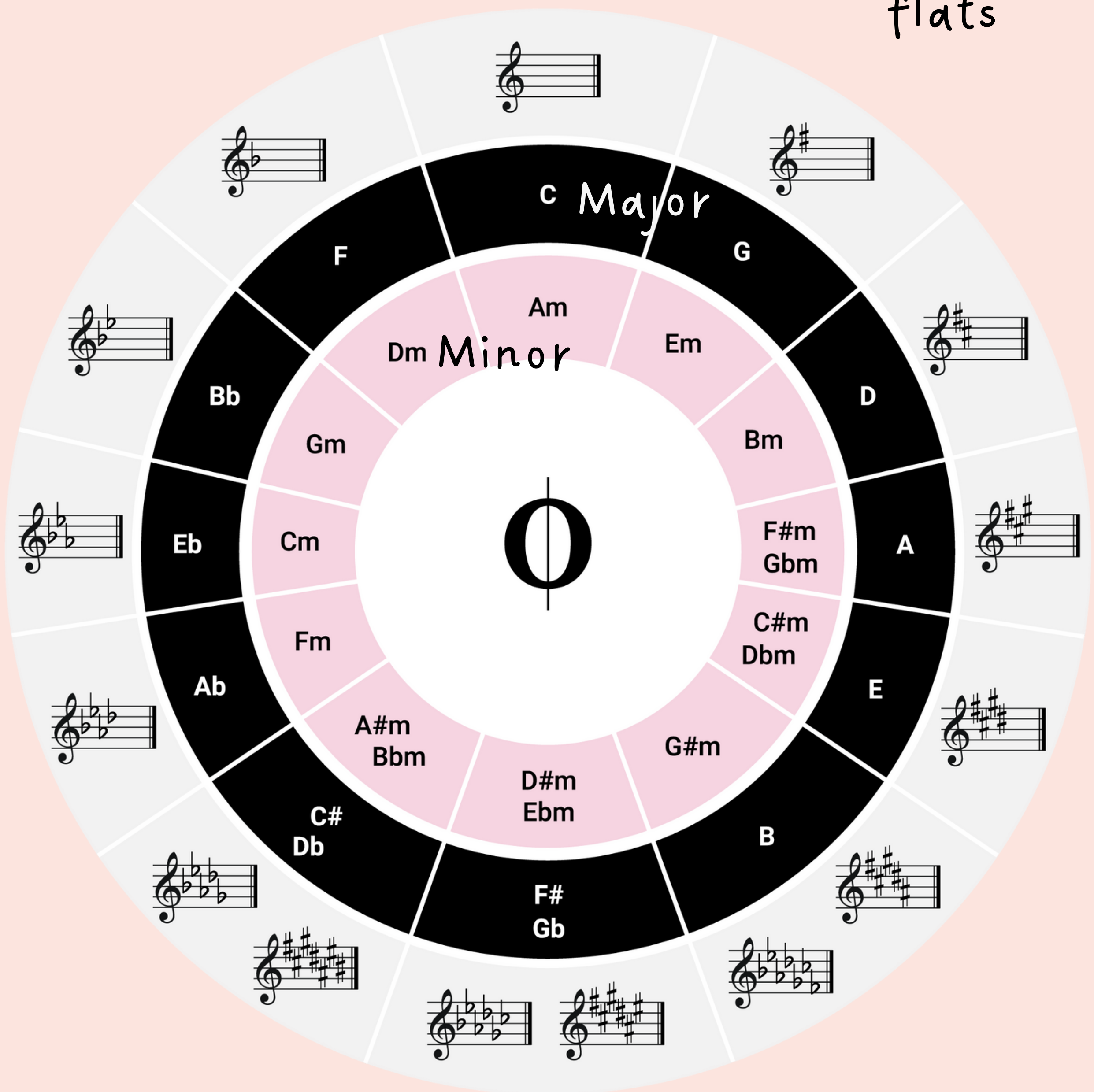


x16



# MAJOR AND MINOR SCALES


Identified from the  
number of sharps and  
flats



# EXERCISE 1


Look at the chart above and identify  
what scale this is (MAJOR)

1.




---

2.




---

3.



---


4.



---

# ANSWERS: EXERCISE 1


1.



C major

---


2.



G major

---


3.



F major

---


4.



D major

---


# Reference



# EXERCISE 2


Look at the chart above and identify  
what scale this is (MINOR)

1.




---

2.




---

3.



---

4.




---

to transfer major to minor, count  
three notes downwards

# ANSWERS: EXERCISE 2


1.



A minor

---


2.



E minor

---


3.



D minor

---

4.



B minor

---



# **WHY IS MUSIC THEORY IMPORTANT**

Music is a fascinating form of art, and one of the only ways to express one's personality and emotions WITHOUT words.

To understand the structure of music, and to be able to play it yourself, MUSIC THEORY is necessary.

I hope this music theory workbook was a step for you to understand music and its form.

This workbook has been created with the resource of ABRSM

Please also refer to the Spotify link provided